



CUY651
For spinal cord of mouse embryo



In utero electroporation parameter

Stage	Diameter	Electrode	Voltage	Pulse length	Pulse interval	Cycles	Current
E12.5	3mm	CUY650P3	33V	30 msec.	970 msec.	4	30-60mA
E13.5	5mm	CUY650P5	30V	50 msec.	950 msec.	4	30-60mA
E14.5	5mm	CUY650P5	33V	50 msec.	950 msec.	4	30-60mA
E15	5mm	CUY650P5	35V	50 msec.	950 msec.	4	30-60mA

Electrodes

CUY650P1, P3

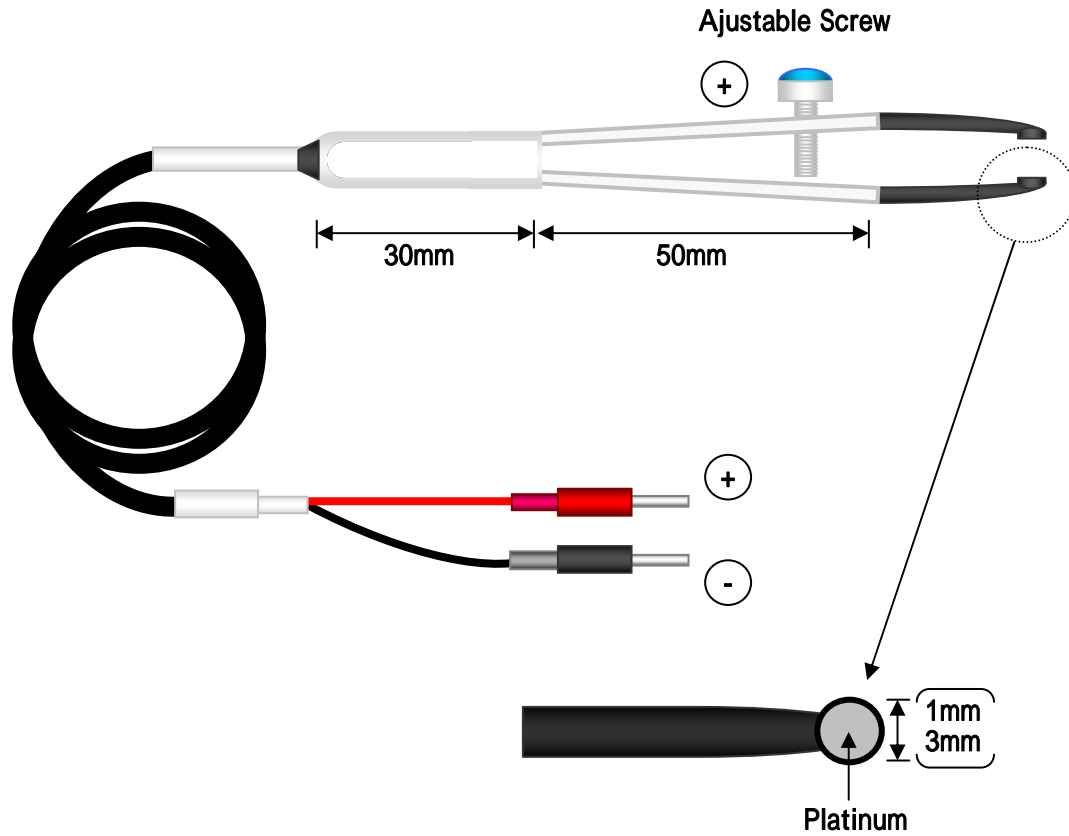
Tweezers w/Variable Gap 2 Round Platinum Plate Electrode

CUY650P1: 1mm diameter

CUY650P3: 3mm diameter

For Mouse Brain in Utero

For All Animal Tissues (Muscle, Skin, Bladder, Testis and Organs of Mouse, Rat, Rabbit & Dog)



Electrodes

CUY650-5, P5, 7, P7

Tweezers w/Variable Gap 2 Round Plate Electrode

CUY650-5: Stainless Steel, 5mm diameter

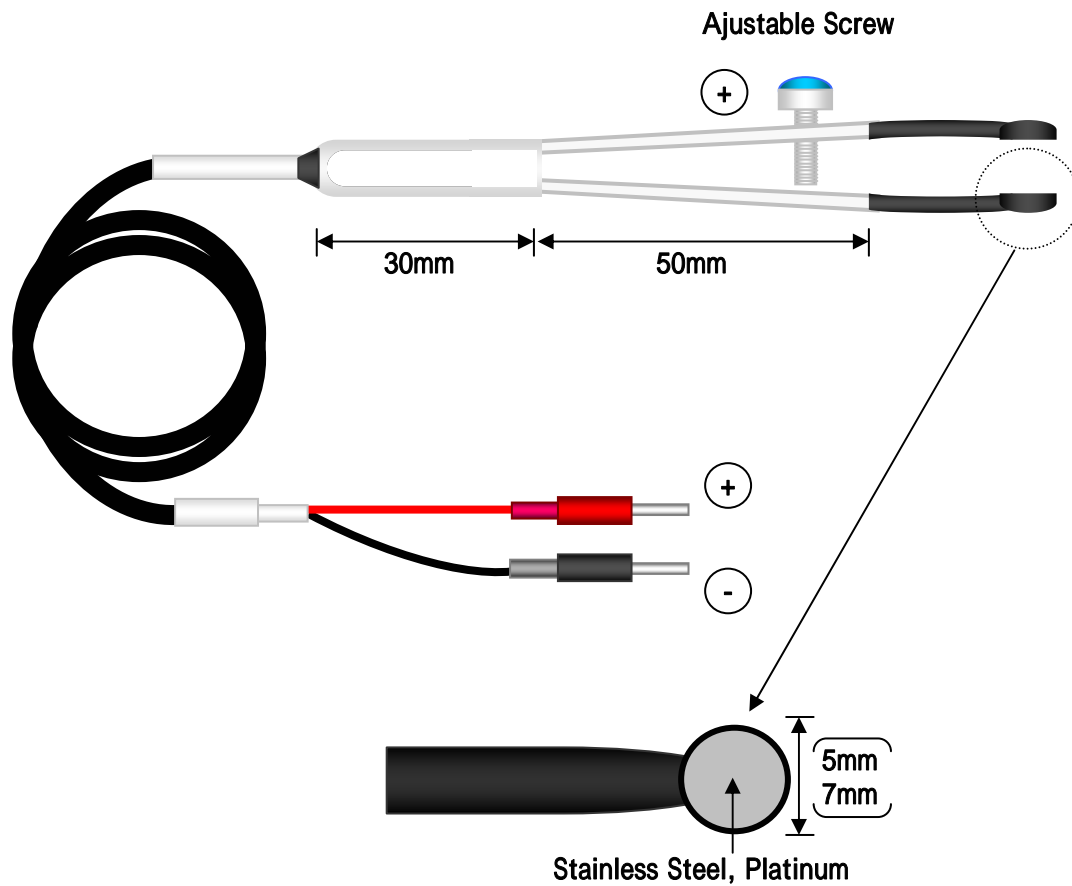
CUY650P5: Platinum, 5mm diameter

CUY650-7: Stainless Steel, 7mm diameter


CUY650P7: Platinum, 7mm diameter

For Mouse Brain in Utero

For All Animal Tissues (Muscle, Skin, Bladder, Testis, Liver and Organs of Mouse, Rat, Rabbit & Dog)



Mouth-controlled micropipette system



Drummond scientific company



Glass capillary GD-1 (Narishge)

*** Puller PC-10 (Narishge) is required.**